

405nm, 150mw, TO38 package

Application :


Industrial use / Biomedical

Property :

Wavelength Range = 405nm

Introduction :

Typical emission wavelength at 405nm and it is a efficient radiation source for cw and pulsed operation.



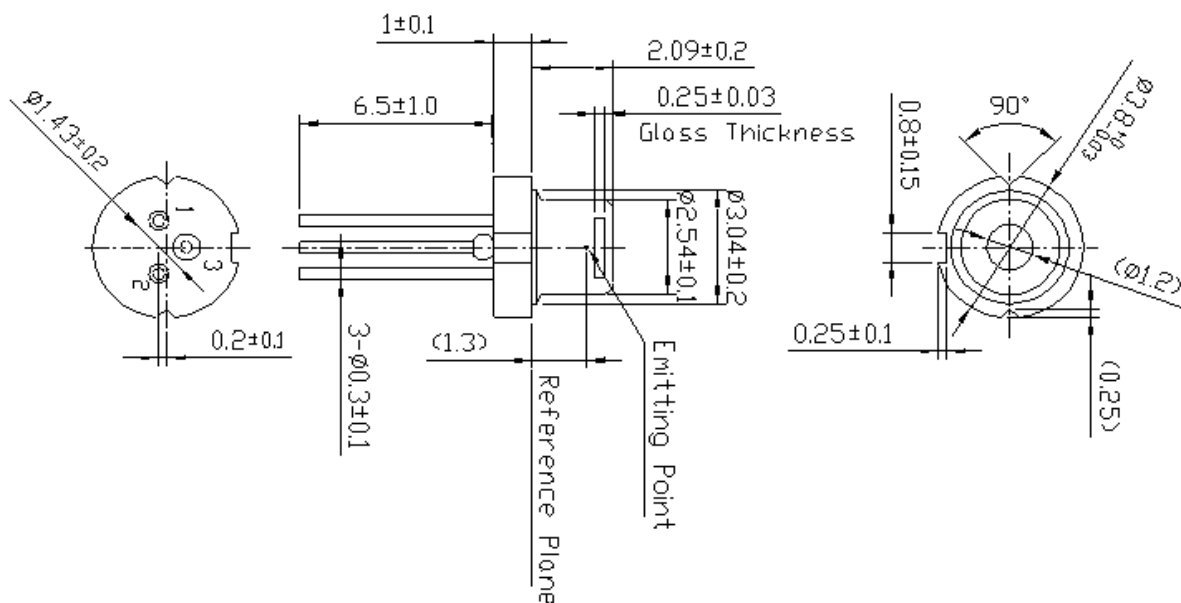
Laser Characteristics (T=25°C)

Parameter	Symbol	Min.	Typ.	Max.	Unit	Condition
Emission Wavelength	λ_p	405	405	410	nm	Po=150mW
Optical Output power	Po	-	150	-	mW	-
Threshold Current	Ith	-	40	60	mA	-
Operating Current	Iop	-	140	170	mA	Po=150mW
Operating Voltage	Vop	-	5.2	6	V	Po=150mW
Beam Divergence	$\theta_{//}$	7	8.5	12	deg	Po=150mW
	θ_{\perp}	16	19	24	deg	Po=150mW
Beam Deviation Angle	$\Delta\theta_{//}$	-2	-	2	deg	Po=150mW
	$\Delta\theta_{\perp}$	-2.5	-	2.5	deg	Po=150mW

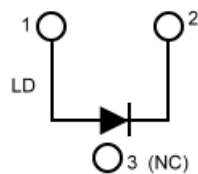
Maximum Rating

Parameter	Symbol	Value	Unit
Reverse Voltage	V	5	V
Operating Temperature	To	0~+90	°C
Storage Temperature	Ts	-40~+90	°C

Package Outlines :

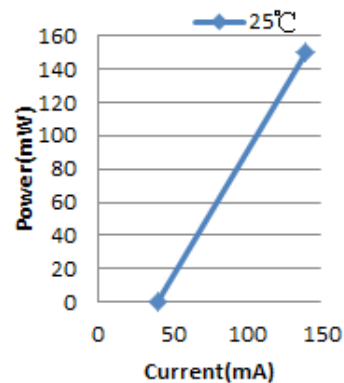


Package Connection :



Y Type

Optical Output Power vs Forward Current



Caution :

- The forward voltage to drive the optical output power of an LD fluctuates with temperature. High temperature compromises optical efficiency of an LD and thus results in even more operating current to support constant output optical power.
- The reliability of LDs is influenced by Static electricity or electrical surges. Wrist strap or anti-electrostatic glove are recommended to use when picking up LDs.

Certification :

